

Student survey report
Report on the opinion survey of attending students



UNIVERSITÀ DEGLI STUDI DI MILANO

Academic year: 2022/2023 - Delivered in: 1st trimester
Course: Data analysis (B26-8)
Session: Single session (B26-8.23.1)

Degree programme: B26 - INTERNATIONAL POLITICS, LAW AND
ECONOMICS (IPLE) (Classe L-36)

Lead lecturer: VISCONTI FRANCESCO (matriculation number: 113792)

No. of completed questionnaires: 122

Data updated as of: 08/03/2023



Preliminary statistics

Month and year of the survey	No	%
oct 22	1	0,8%
nov 22	0	0,0%
dec 22	93	76,2%
jen 23	28	23,0%
feb 23	0	0,0%
mar 23	0	0,0%
Total	122	100,0%

Course attendance level (*)	No	%
51% - 60%	4	3,3%
61% - 70%	8	6,6%
71% - 80%	21	17,2%
81% - 90%	30	24,6%
91% - 100%	59	48,4%
Total	122	100,0%

(*) Students can note any whole percentage between 51% and 100%. The chosen values are grouped in classes for readability.

Responding students' study programme	No	%
International Politics, Law And Economics (Iple) (Classe L-36)	113	92,6%
Corso Erasmus Scienze Politiche, Economiche E Sociali	9	7,4%
Total	122	100,0%



Course

Questions 2, 3, 4, 7, 8, 9, 10 and 16 are not mandatory. The total number of answers may therefore be less than the number of questionnaires completed per course.

Question	1. Were the preliminary learnings sufficient for understanding the topics set out in the examination syllabus?		2. Were the objectives and content of the course presented clearly at the beginning of the lessons?		3. In your opinion, did the course reflect the learning objectives set out in the Degree Programme?	
	No	%	No	%	No	%
Definitely not	4	3,3%	0	0,0%	2	1,7%
Largely no	4	3,3%	2	1,7%	6	5,1%
Largely yes	58	47,5%	39	33,1%	52	44,1%
Yes, definitely	56	45,9%	77	65,3%	58	49,2%
Total	122	100,0%	118	100,0%	118	100,0%

Question	4. If the course syllabus includes topics already dealt with during other courses as part of the Degree Programme, did you find these repetitions helpful?		5. Are you interested in the topics dealt with during the course?	
	No	%	No	%
Definitely not	1	2,9%	7	5,7%
Largely no	1	2,9%	27	22,1%
Largely yes	17	48,6%	60	49,2%
Yes, definitely	16	45,7%	28	23,0%
Total	35	100,0%	122	100,0%

Question	6. Was the course load proportionate to the credits assigned, also in relation to the examination syllabus?		7. Do you believe the amount of lesson time scheduled was proportionate to the topics covered in the examination syllabus?	
	No	%	No	%
Definitely not	3	2,5%	0	0,0%
Largely no	4	3,3%	4	3,4%
Largely yes	62	50,8%	57	49,1%
Yes, definitely	53	43,4%	55	47,4%
Total	122	100,0%	116	100,0%



Course

Question	8. If you believe the course load was NOT proportionate to the credits assigned, how could it be improved?	
Answer (*)	No	%
Greatly reduced	1	3,3%
Slightly reduced	12	40,0%
Slightly increased	14	46,7%
Greatly increased	3	10,0%
Total	30	100,0%

(*) Only the answers given to question 8 by the students who answered "Definitely not", "Largely no" or "Largely yes" to question 6 are considered valid for the purpose of this report.

Course held by a single lecturer.
Questions 9 and 10 refer only to courses taught by several lecturers.

Question	13. Were any additional learning activities integrated into the teacher's lessons (exercises, seminars, laboratories, etc...) useful for learning the subject matter?	
Answer	No	%
Definitely not	1	0,8%
Largely no	0	0,0%
Largely yes	31	25,4%
Yes, definitely	75	61,5%
There were no additional learning activities	15	12,3%
Total	122	100,0%



Course

Question	14. Were the teaching materials (suggested and available) suitable for studying the subject?		15. Were the examination methods set out clearly?	
	No	%	No	%
Definitely not	0	0,0%	0	0,0%
Largely no	2	1,6%	13	10,7%
Largely yes	53	43,4%	61	50,0%
Yes, definitely	67	54,9%	48	39,3%
Total	122	100,0%	122	100,0%

Question	16. Were you satisfied, on the whole, with this course?	
Answer	No	%
Definitely not	2	1,7%
Largely no	5	4,2%
Largely yes	70	59,3%
Yes, definitely	41	34,7%
Total	118	100,0%



Teaching

In the case of courses held by more than one lecturer, the number of answers for each lecturer may be different from the total number of questionnaires per course. This happens because the respondent can choose a subset of lecturers to be evaluated, e.g. if they have not attended all of the classes taught by a specific lecturer.

Lecturer last name	Question	17. Did the teacher respect the timings of the lessons, exercises and any other teaching activities?		18. Did the teacher stimulate/motivate students to take an interest in the subject?		19. Did the teacher set out the topics in a clear and comprehensive manner?	
		No	%	No	%	No	%
VISCONTI	Definitely not	0	0,0%	3	2,5%	1	0,8%
	Largely no	0	0,0%	9	7,4%	2	1,6%
	Largely yes	22	18,0%	73	59,8%	63	51,6%
	Yes, definitely	100	82,0%	37	30,3%	56	45,9%
	Total	122	100,0%	122	100,0%	122	100,0%



Teaching

	Question	20. Did the lessons reflect the description provided on the degree programme web page?	
Lecturer last name	Answer	No	%
VISCANTI	Definitely not	0	0,0%
	Largely no	3	2,5%
	Largely yes	31	25,4%
	Yes, definitely	45	36,9%
	I've never consulted the web page	43	35,2%
	Total		122



Teaching

Question 21 is not mandatory. The total number of answers may therefore be less than the number of questionnaires completed per course.

	Question	21. Did the teacher attend the lessons regularly?	
Lecturer last name	Answer	No	%
VISCONTI	No, he/she never came to the lessons	0	0,0%
	No, he/she was often substituted by another teacher	0	0,0%
	Yes, but he/she was sometimes substituted	2	1,7%
	Yes, he/she was nearly always present	115	98,3%
	Total		117



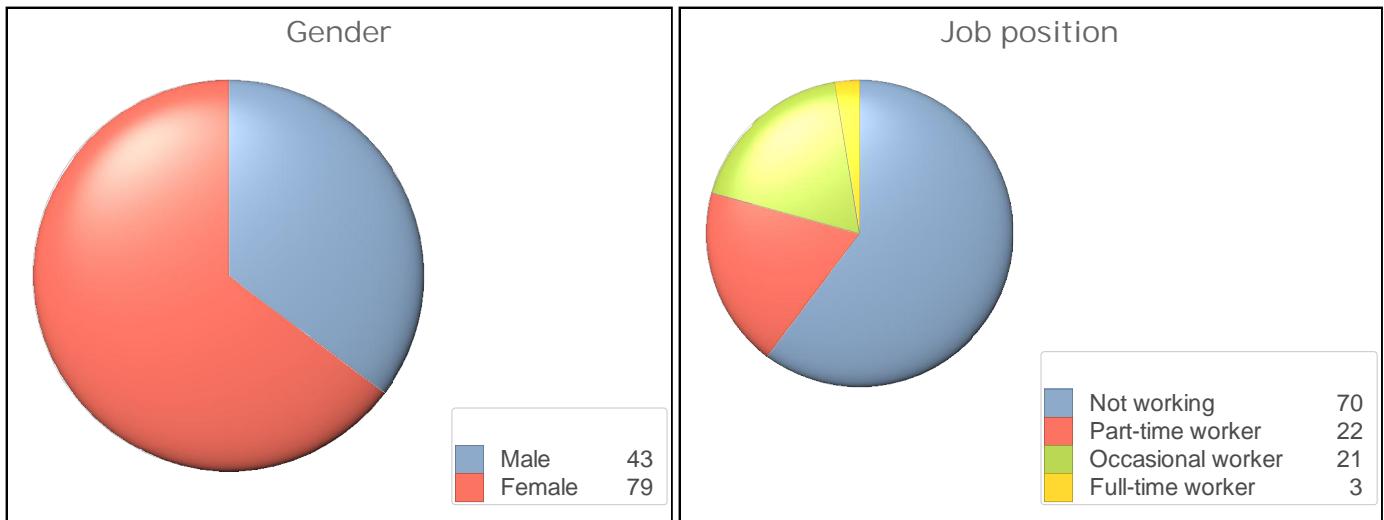
Teaching

Question 23 is not mandatory. The total number of answers may therefore be less than the number of questionnaires completed per course.

Lecturer last name	Question	22. Was the teacher readily available to provide clarifications and explanations?		23. Did the teacher behave in a correct and helpful manner towards the students?	
		No	%	No	%
VISCONTI	Definitely not	0	0,0%	0	0,0%
	Largely no	1	0,8%	0	0,0%
	Largely yes	30	24,6%	21	17,8%
	Yes, definitely	91	74,6%	97	82,2%
	Total	122	100,0%	118	100,0%



Personal data of respondents



High school diploma:	No	%
Mat.Artistica	1	0,82%
Mat.Estera	26	21,31%
Mat.Linguistica	26	21,31%
Mat.Magistrale	4	3,28%
Mat.Musicale E Coreutica	0	0,00%
Mat.Professionale	0	0,00%
Mat.Tecnica	7	5,74%
Maturita' Classica	13	10,66%
Maturita' Scientifica	36	29,51%
Missing Data	0	0,00%
Other	9	7,38%
Total	122	100,00%

Main residence	No	%
In the city	39	31,97%
In the province	15	12,30%
In the region	37	30,33%
In another region	31	25,41%
Total	122	100,00%

**Personal data of respondents**

Academic year of enrolment at the university	No	%
This academic year	117	95,90%
Last year	3	2,46%
2 years ago	2	1,64%
3 years ago	0	0,00%
4 years ago	0	0,00%
5 years ago	0	0,00%
6 years ago	0	0,00%
7 years ago	0	0,00%
Total	122	100,00%

Academic year of enrolment in the degree progra...	No	%
This academic year	118	96,72%
Last year	2	1,64%
2 years ago	2	1,64%
3 years ago	0	0,00%
4 years ago	0	0,00%
5 years ago	0	0,00%
6 years ago	0	0,00%
7 years ago	0	0,00%
Total	122	100,00%

Average exam grade	No	%
18 - 21	1	5,26%
21 - 23	0	0,00%
23 - 25	4	21,05%
25 - 27	1	5,26%
27 - 30	13	68,42%
Total	19	100,00%

	No
Students who have not taken exams	103

**SUMMARY: average score per question and comparison with the study programme average**

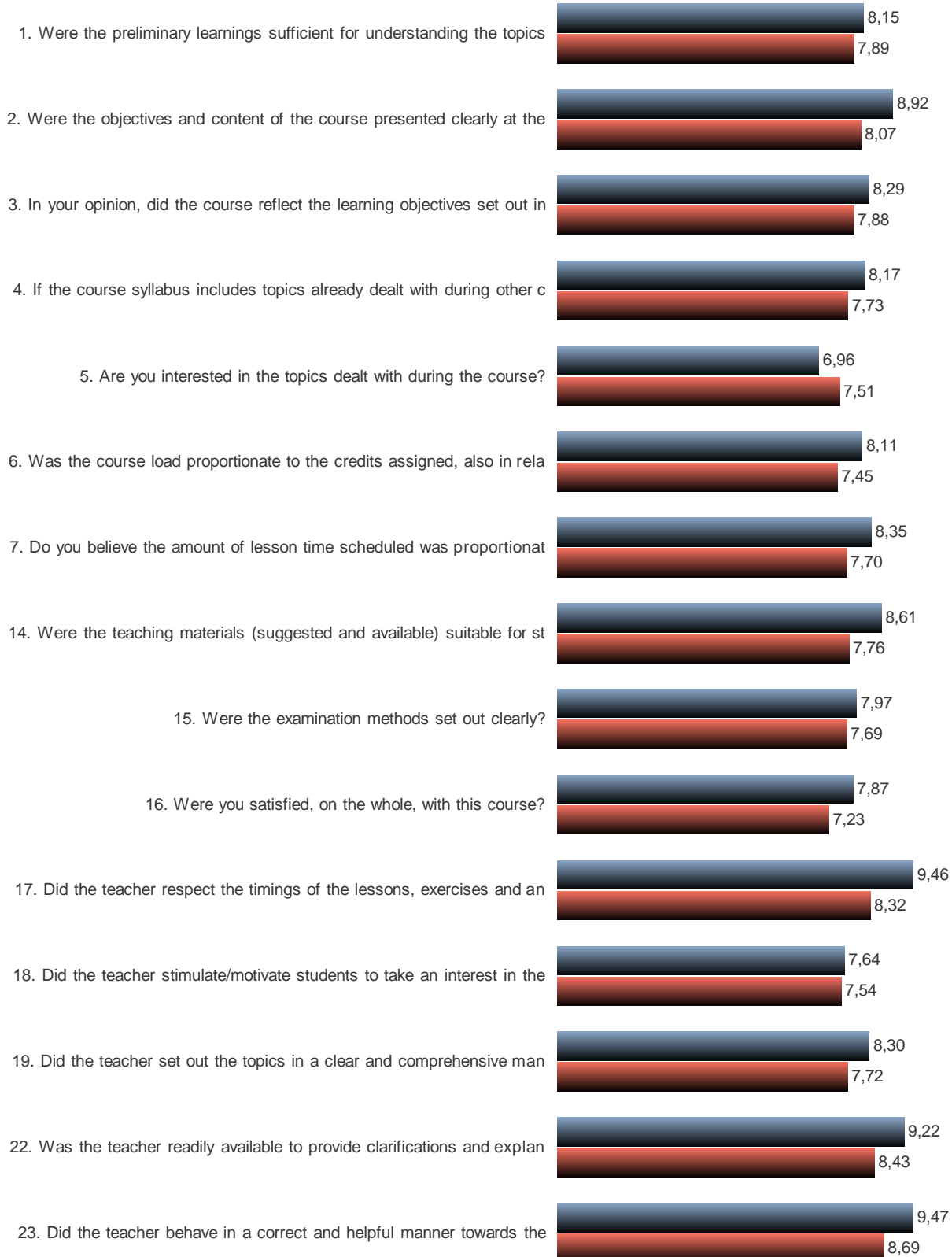
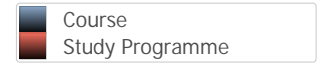
Section	Quest Code	Question	Course Average	Study Programme Average
Course	1	Were the preliminary learnings sufficient for understanding the topics set out in the examination syllabus?	8,15	7,89
	2	Were the objectives and content of the course presented clearly at the beginning of the lessons?	8,92	8,07
	3	In your opinion, did the course reflect the learning objectives set out in the Degree Programme?	8,29	7,88
	4	If the course syllabus includes topics already dealt with during other courses as part of the Degree Programme, did you find these repetitions helpful?	8,17	7,73
	5	Are you interested in the topics dealt with during the course?	6,96	7,51
	6	Was the course load proportionate to the credits assigned, also in relation to the examination syllabus?	8,11	7,45
	7	Do you believe the amount of lesson time scheduled was proportionate to the topics covered in the examination syllabus?	8,35	7,70
	14	Were the teaching materials (suggested and available) suitable for studying the subject?	8,61	7,76
	15	Were the examination methods set out clearly?	7,97	7,69
	16	Were you satisfied, on the whole, with this course?	7,87	7,23
Teacher(s)	17	Did the teacher respect the timings of the lessons, exercises and any other teaching activities?	9,46	8,32
	18	Did the teacher stimulate/motivate students to take an interest in the subject?	7,64	7,54
	19	Did the teacher set out the topics in a clear and comprehensive manner?	8,30	7,72
	22	Was the teacher readily available to provide clarifications and explanations?	9,22	8,43
	23	Did the teacher behave in a correct and helpful manner towards the students?	9,47	8,69

The average value is calculated for questions that provide the following answers: Totally disagree (2), Somewhat disagree (5), Somewhat agree (7), Totally agree (10).

The calculation is made by assigning to each answer the score shown in brackets as indicated by ANVUR.



SUMMARY: average score per question and comparison with the study programme average



This document has been prepared and produced:
by the ICT Division and the Performance, Quality Assurance, Assessment, and Open Science Policy Division
of the University of Milan

For information on the student survey and reporting, e-mail:
valutazione.didattica@unimi.it